



Maria Su, Psy.D.
EXECUTIVE DIRECTOR



Mark E. Farrell
MAYOR

Department of Children, Youth and Their Families



Childcare Planning and Advisory Council (CPAC) DCYF Budget March 14, 2018

Agenda



- DCYF RFP Overview
- FY 2017-2018 and FY 2018-2019 Funding Comparisons
- Estimated Funding by Supervisor Districts
- FY 2017-2018 and FY 2018-2019 Funding in ECE and FRC

2018-23 RFP/RFQ



- Issued RFP/RFQ on July 31 for **\$70.0-\$76.7 million in funding** for children, youth, and family services under six Service Areas:
 1. Educational Supports
 2. Enrichment, Leadership, & Skill Building
 3. Justice Services
 4. Mentorship
 5. Out of School Time
 6. Youth Workforce Development
- Received **693** proposals from **248** agencies requesting **\$185.8 million** in funding by the September 25 deadline

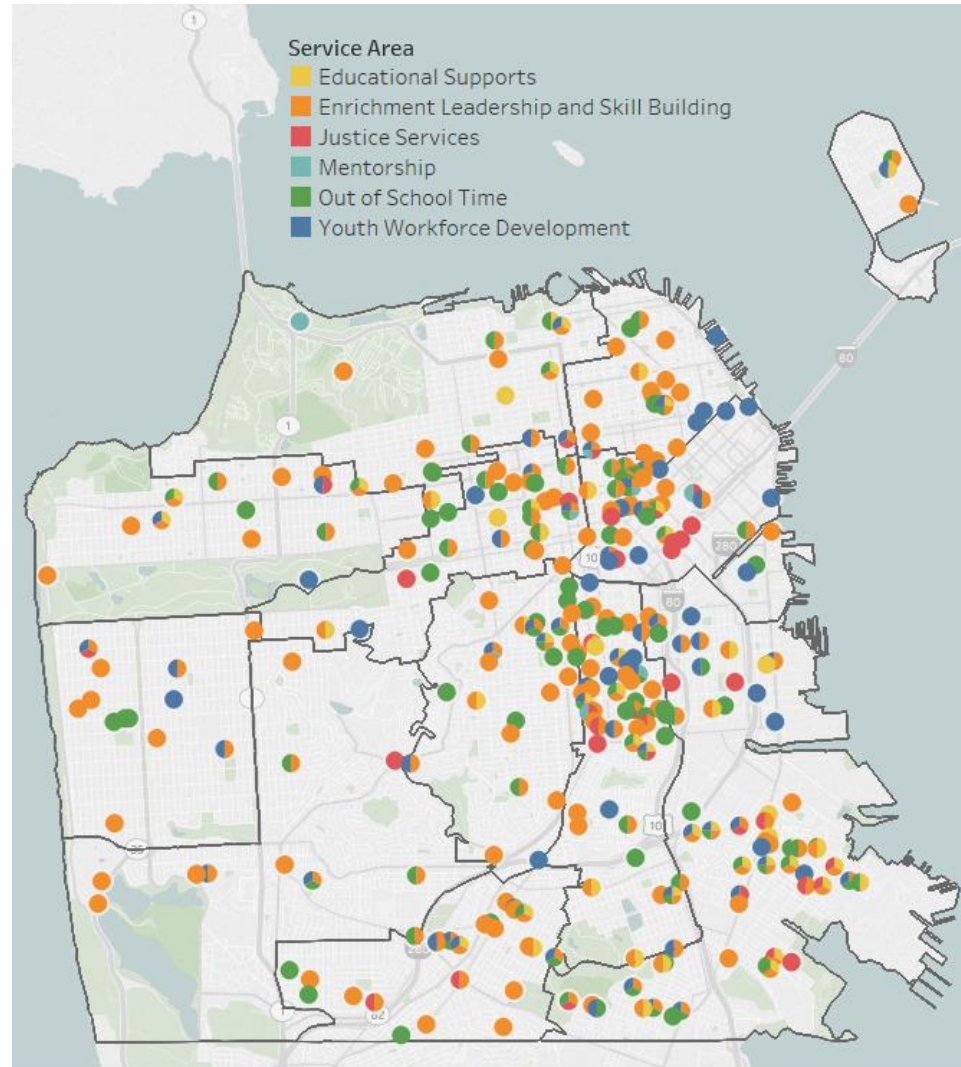
Funded **296** proposals from **151** agencies for a total of **\$75.6 million** in funding.



DCYF RFP/RFQ Total Allocation: \$75,646,000		
Proposals Received	Proposals Funded	Total Allocation
693	296	\$75,646,000

Service Area	Proposals Funded	Allocation
Educational Supports	25	\$6,911,000
Enrichment Leadership and Skill Building	99	\$14,792,000
Justice Services	33	\$9,585,000
Mentorship	4	\$715,000
Out of School Time	88	\$26,295,000
Youth Workforce Development	47	\$17,348,000

PROJECTED SITES BY SERVICE AREA



FOR MORE INFORMATION...



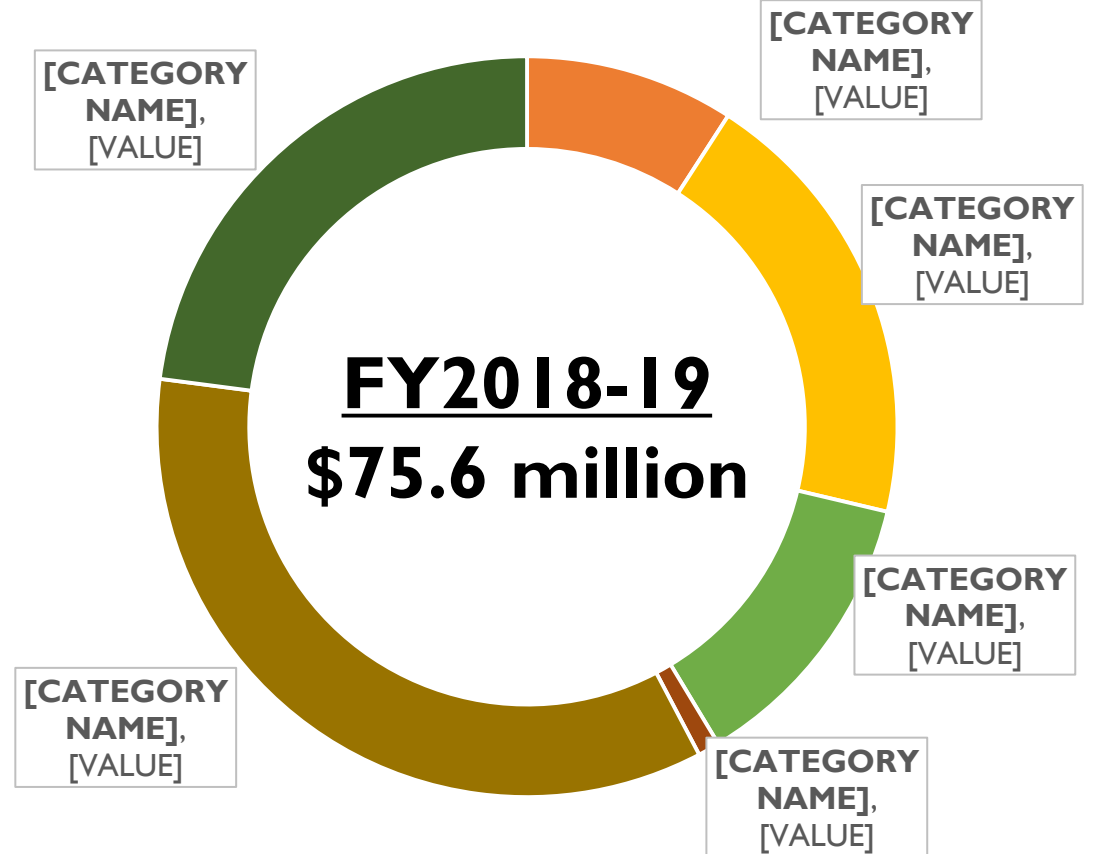
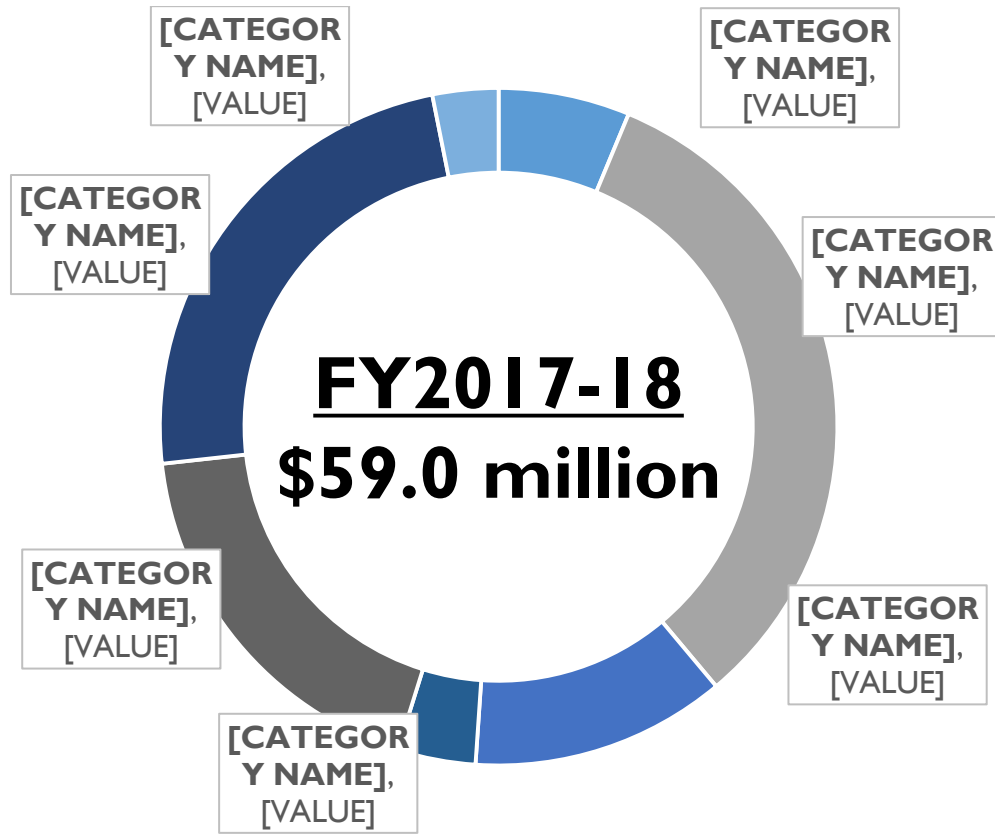
- Two interactive resources with information on RFP/RFQ decisions are available on the DCYF website
- [2018-2023 RFP/RFQ Results Summary:](#)
 - List of funded proposals with aggregate information on projected sites and participants
- [2018-2023 RFP/RFQ Proposal Score Reports:](#)
 - Information on reader scores, reader comments, award decisions, and award amounts for each submitted RFP/RFQ proposal



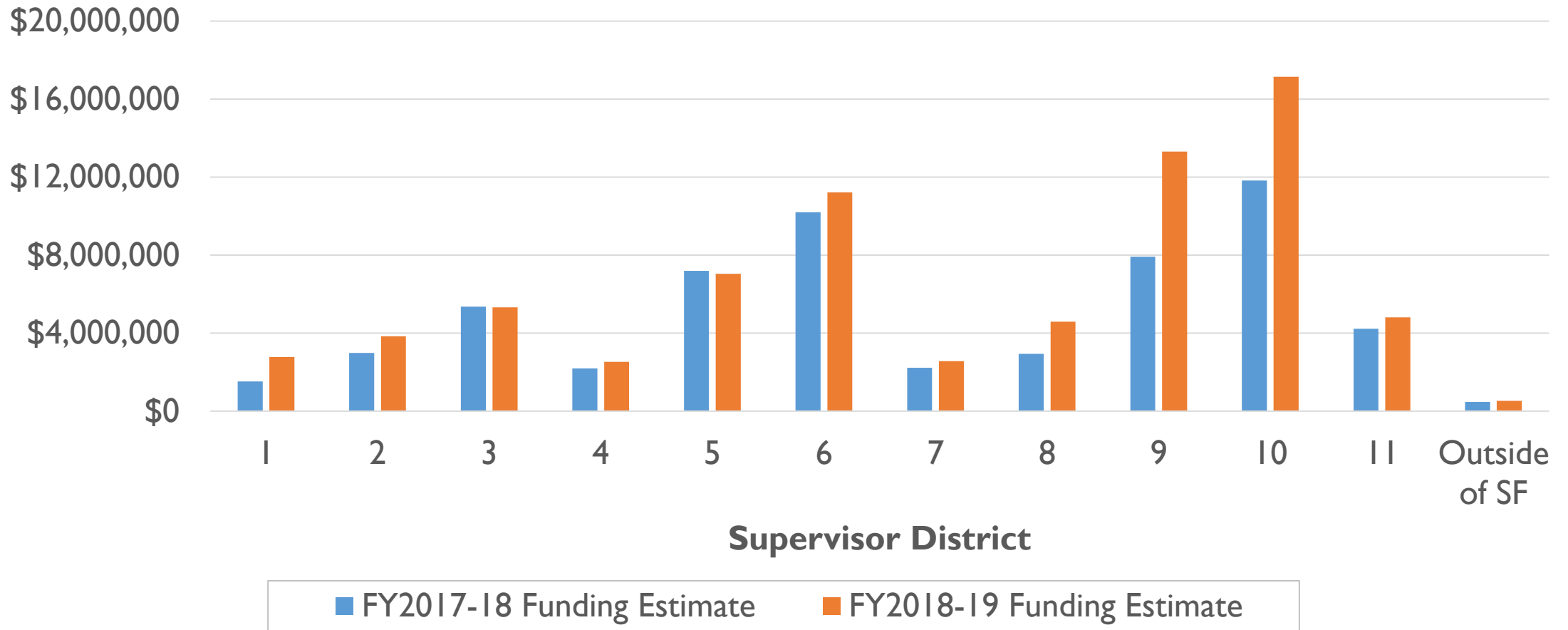
YEAR-TO-YEAR COMPARISON CAVEATS

- Several programs and initiatives that will be continued in FY2018-19 were not included in the FY2018-23 RFP/RFQ (e.g. Roadmap to Peace, Black to the Future, Community Assessment and Referral Center, Jobs+, and TalkLine)
 - Continuing funding to these programs and initiatives at FY2017-18 levels would add an additional \$6.7 million to the FY2018-19 funding total
- For comparison purposes, addbacks, carryovers from prior years, and other one-time funds are not included in the FY2017-18 total
- For comparison purposes, ExCEL match investments are not included in FY2017-18 total (these funds were allocated to SFUSD rather than to CBOs)
- Estimates of funding by supervisor district is based on program site locations
 - FY2018-19 program sites are still being negotiated with CBOs
- Interdepartmental Partnership funding (work orders to other City agencies) is not represented in the FY2017-18 or FY2018-19 funding totals

FY2017-18 AND FY2018-19 FUNDING ALLOCATIONS BY SERVICE AREA



ESTIMATED FUNDING ALLOCATIONS BY SUPERVISOR DISTRICT



FY2017-18 AND FY2018-19 INVESTMENTS IN ECE AND FRCs

